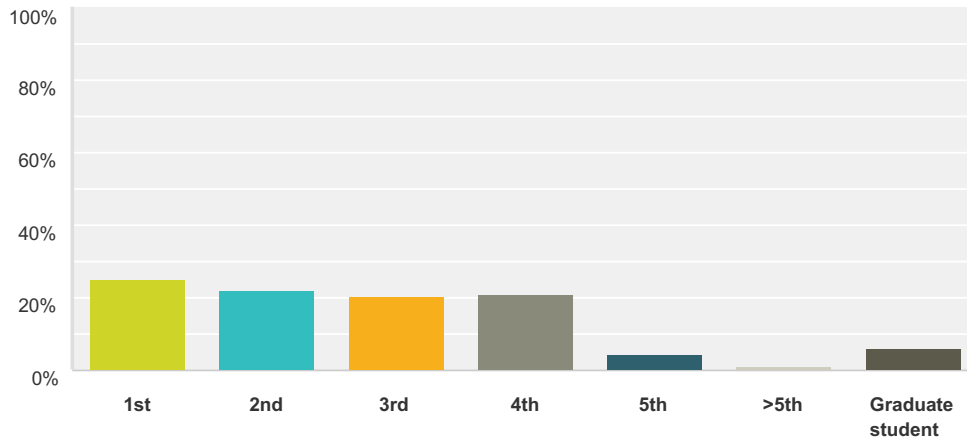


Q1 What year are you?

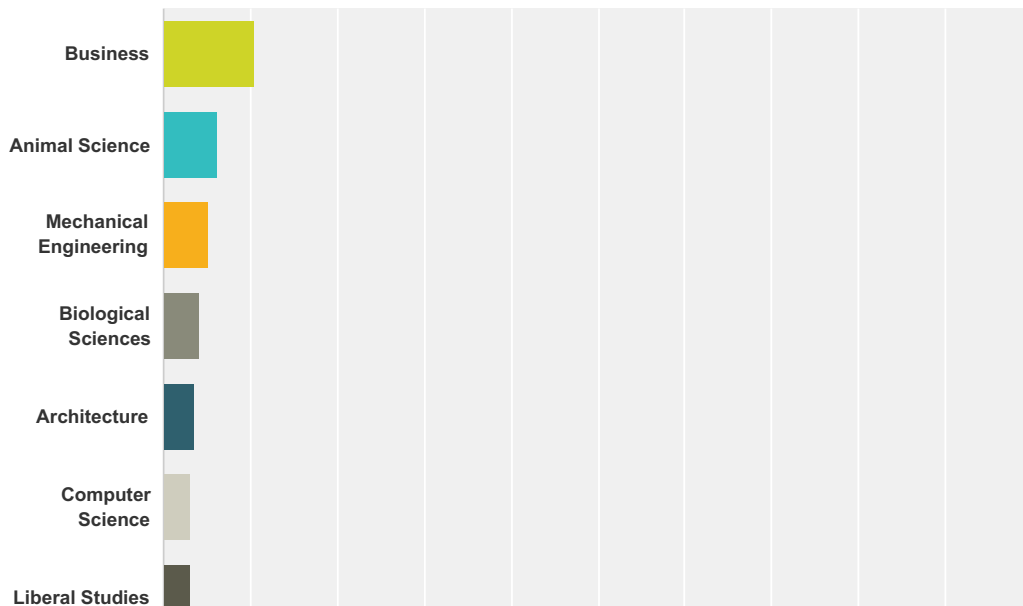
Answered: 756 Skipped: 0



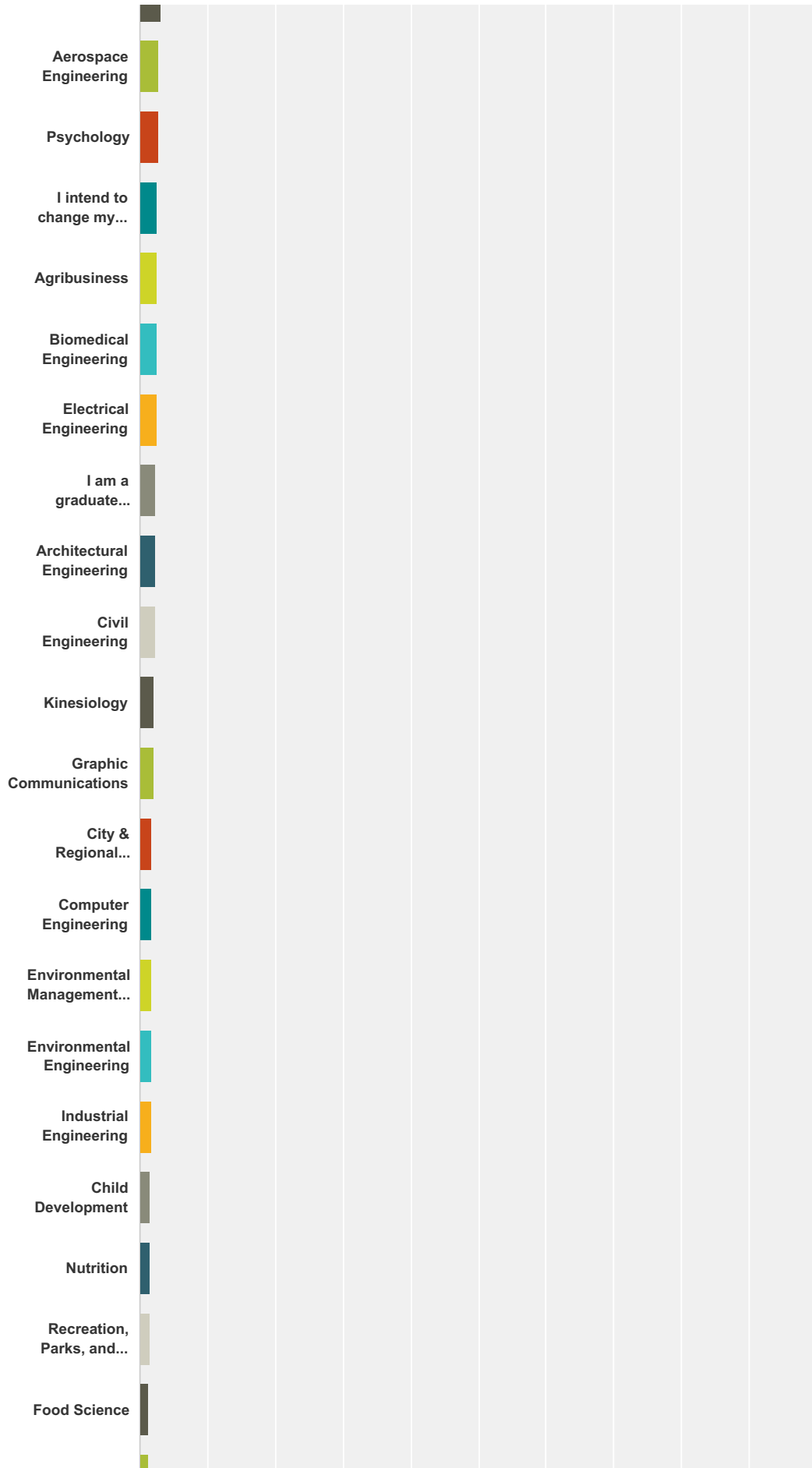
Answer Choices	Responses
1st	25.13% 190
2nd	22.09% 167
3rd	20.50% 155
4th	21.03% 159
5th	4.37% 33
>5th	1.06% 8
Graduate student	5.82% 44
Total	756

Q2 What is your major?

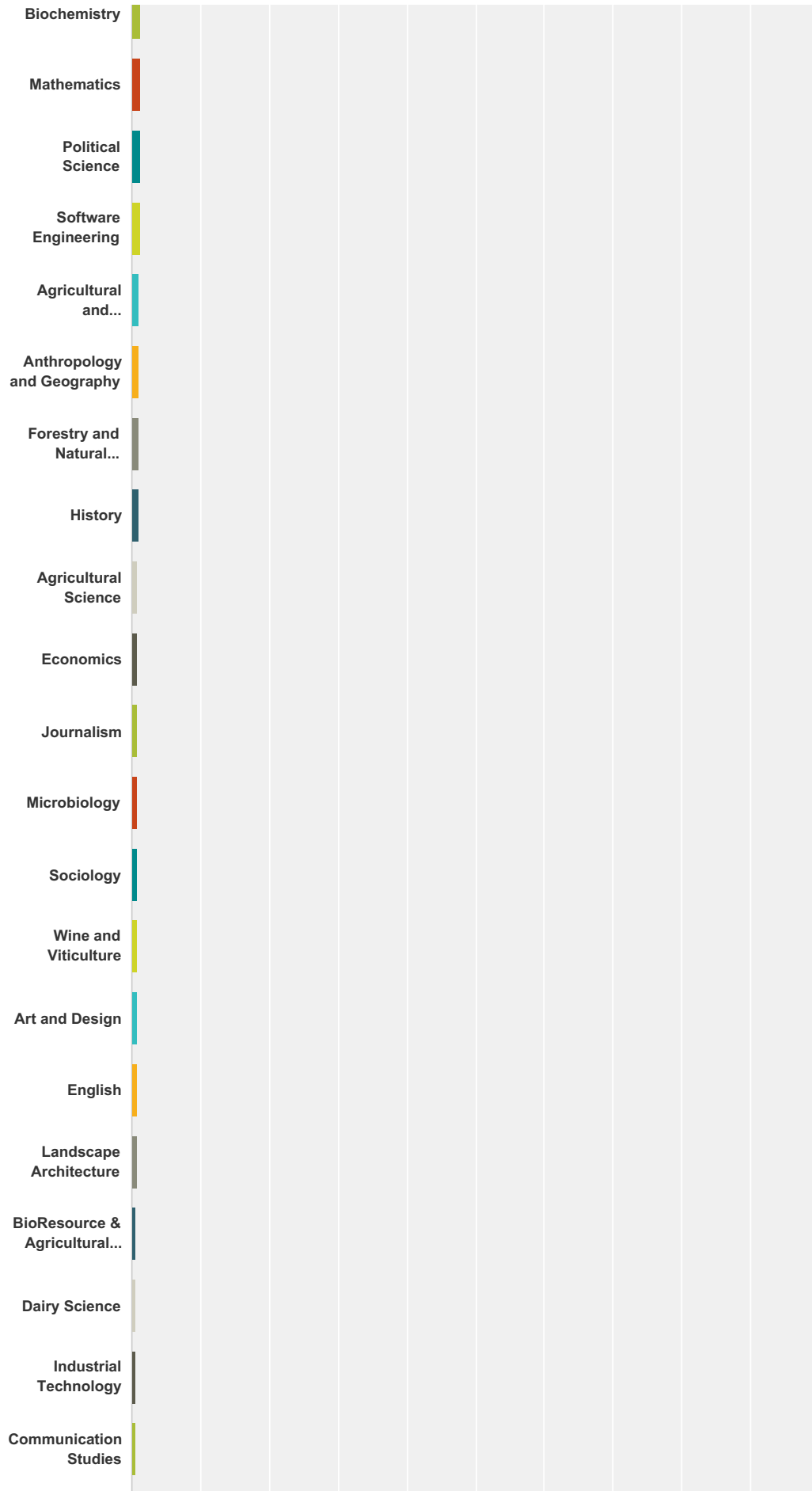
Answered: 756 Skipped: 0



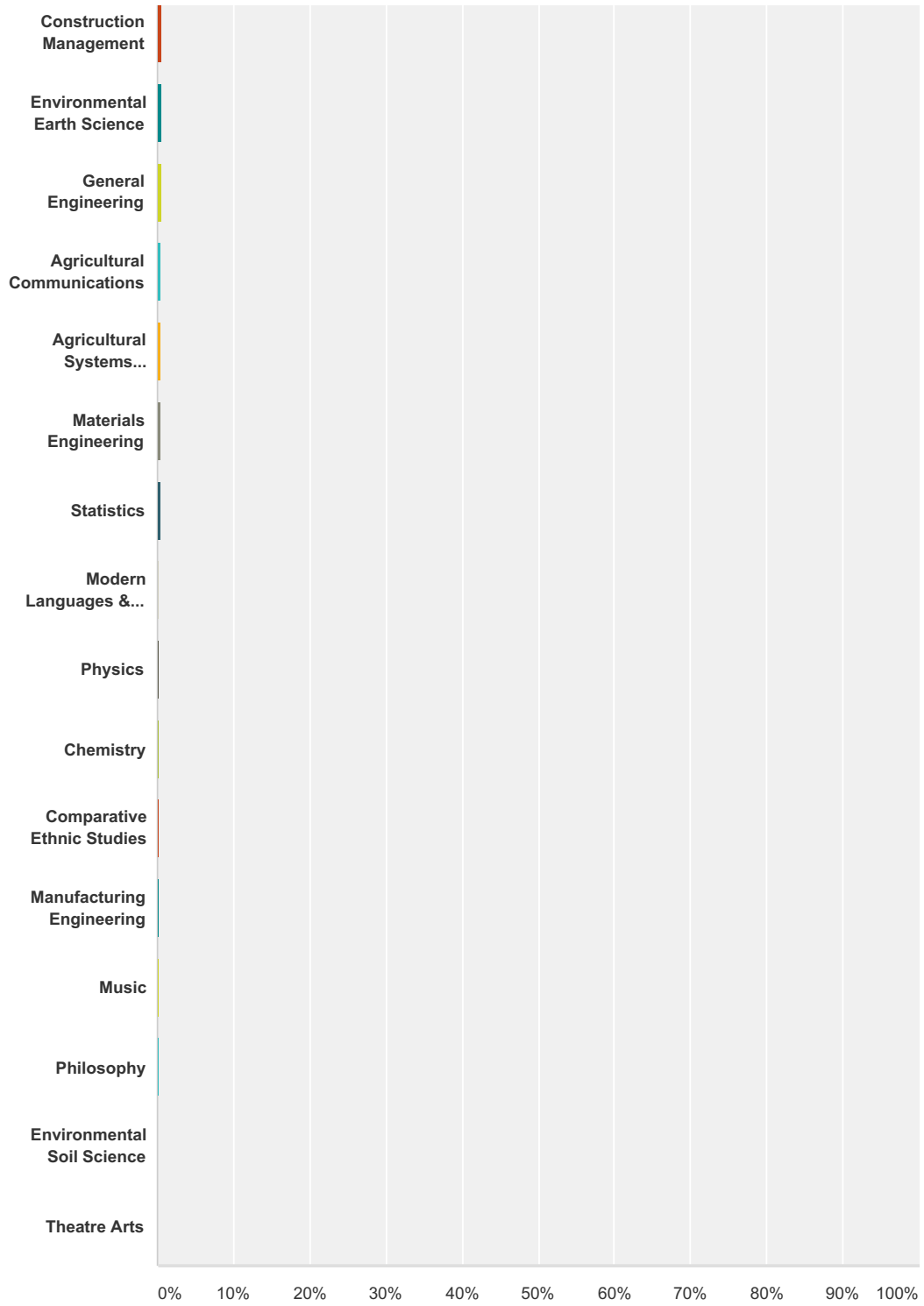
The Student Library Advisory Council's 2015 Survey



The Student Library Advisory Council's 2015 Survey



The Student Library Advisory Council's 2015 Survey



Answer Choices	Responses
Business	10.45% 79
Animal Science	6.35% 48
Mechanical Engineering	5.16% 39
Biological Sciences	4.23% 32
Architecture	3.57% 27

The Student Library Advisory Council's 2015 Survey

Computer Science	3.04%	23
Liberal Studies	3.04%	23
Aerospace Engineering	2.65%	20
Psychology	2.65%	20
I intend to change my major.	2.51%	19
Agribusiness	2.51%	19
Biomedical Engineering	2.51%	19
Electrical Engineering	2.51%	19
I am a graduate student (please indicate specialization below).	2.38%	18
Architectural Engineering	2.25%	17
Civil Engineering	2.25%	17
Kinesiology	2.12%	16
Graphic Communications	1.98%	15
City & Regional Planning	1.72%	13
Computer Engineering	1.72%	13
Environmental Management Protection	1.72%	13
Environmental Engineering	1.59%	12
Industrial Engineering	1.59%	12
Child Development	1.46%	11
Nutrition	1.46%	11
Recreation, Parks, and Tourism Administration	1.46%	11
Food Science	1.32%	10
Biochemistry	1.19%	9
Mathematics	1.19%	9
Political Science	1.19%	9
Software Engineering	1.19%	9
Agricultural and Environmental Plant Sciences	1.06%	8
Anthropology and Geography	1.06%	8
Forestry and Natural Resources	1.06%	8
History	1.06%	8
Agricultural Science	0.93%	7
Economics	0.93%	7
Journalism	0.93%	7
Microbiology	0.93%	7

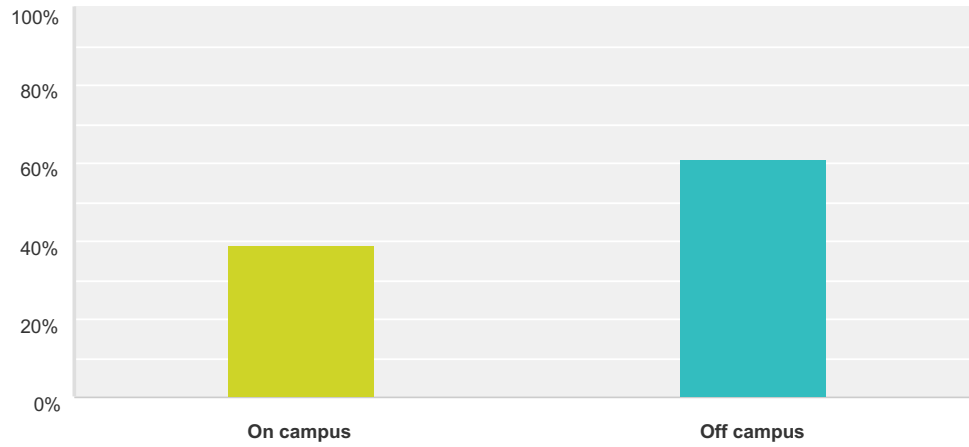
The Student Library Advisory Council's 2015 Survey

Sociology	0.93%	7
Wine and Viticulture	0.93%	7
Art and Design	0.79%	6
English	0.79%	6
Landscape Architecture	0.79%	6
BioResource & Agricultural Engineering	0.66%	5
Dairy Science	0.66%	5
Industrial Technology	0.66%	5
Communication Studies	0.53%	4
Construction Management	0.53%	4
Environmental Earth Science	0.53%	4
General Engineering	0.53%	4
Agricultural Communications	0.40%	3
Agricultural Systems Management	0.40%	3
Materials Engineering	0.40%	3
Statistics	0.40%	3
Modern Languages & Literatures	0.26%	2
Physics	0.26%	2
Chemistry	0.13%	1
Comparative Ethnic Studies	0.13%	1
Manufacturing Engineering	0.13%	1
Music	0.13%	1
Philosophy	0.13%	1
Environmental Soil Science	0.00%	0
Theatre Arts	0.00%	0
Total		756

Q3 Where do you live?

Answered: 756 Skipped: 0

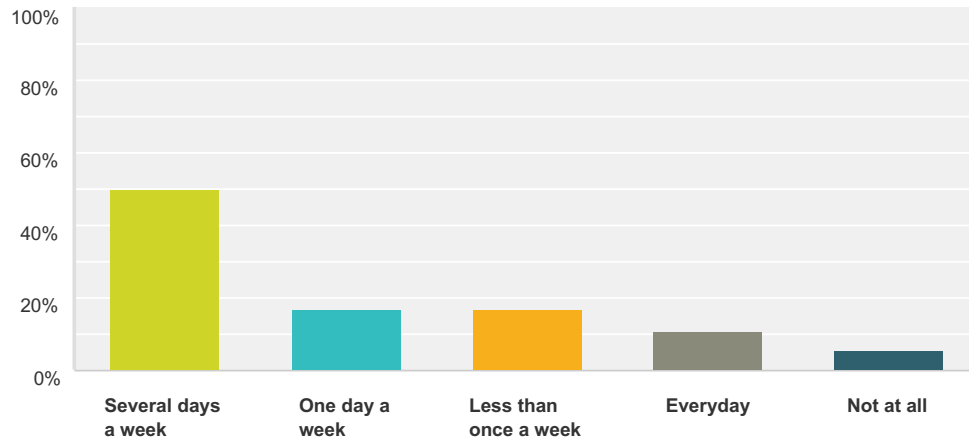
The Student Library Advisory Council's 2015 Survey



Answer Choices	Responses	
On campus	39.29%	297
Off campus	60.71%	459
Total		756

Q4 In a typical week, how often do you visit the library?

Answered: 756 Skipped: 0

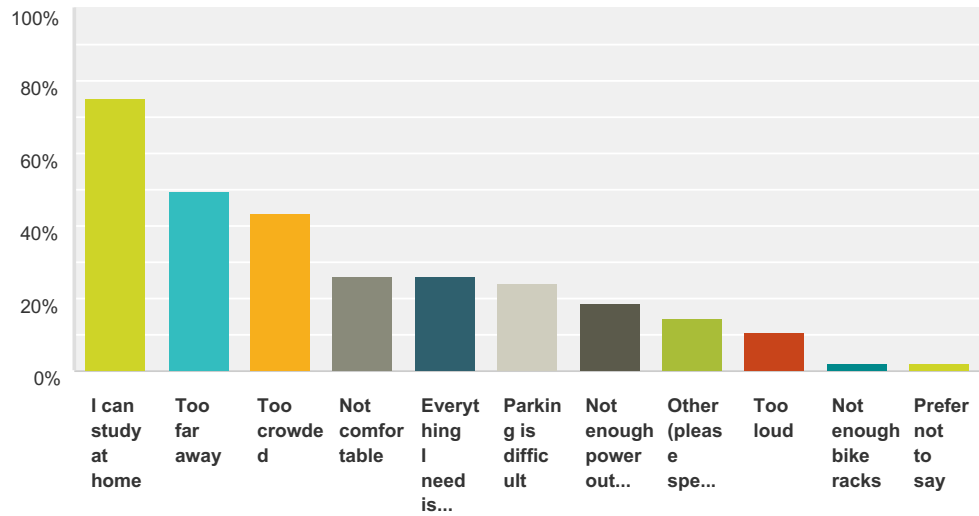


Answer Choices	Responses	
Several days a week	50.13%	379
One day a week	16.93%	128
Less than once a week	16.80%	127
Everyday	10.85%	82
Not at all	5.29%	40
Total		756

Q5 Please tell us why you don't visit the library more often. Check any that apply or

add your own reason:

Answered: 163 Skipped: 593

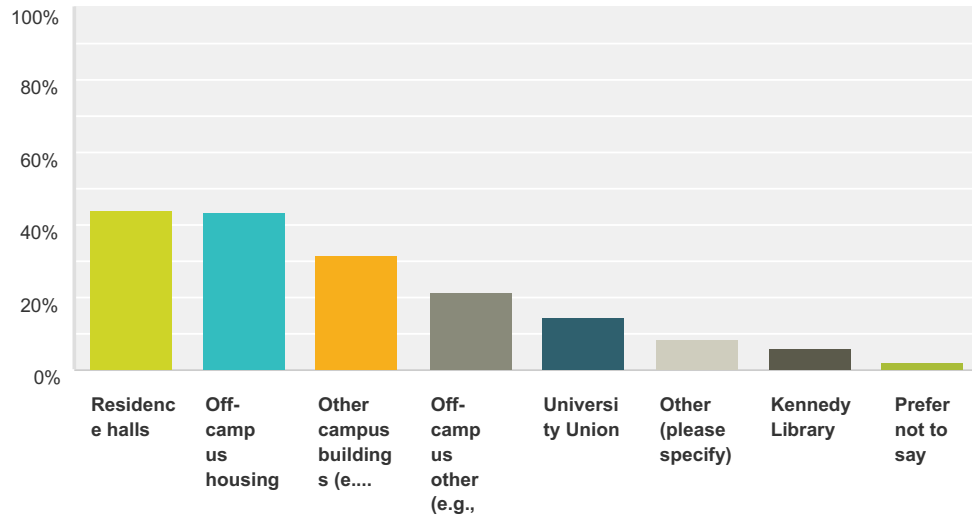


Answer Choices	Responses	Count
I can study at home	74.85%	122
Too far away	49.69%	81
Too crowded	43.56%	71
Not comfortable	25.77%	42
Everything I need is online	25.77%	42
Parking is difficult	23.93%	39
Not enough power outlets	18.40%	30
Other (please specify)	14.72%	24
Too loud	10.43%	17
Not enough bike racks	1.84%	3
Prefer not to say	1.84%	3
Total Respondents: 163		

Q6 Where do you usually study? Check all that apply.

Answered: 163 Skipped: 593

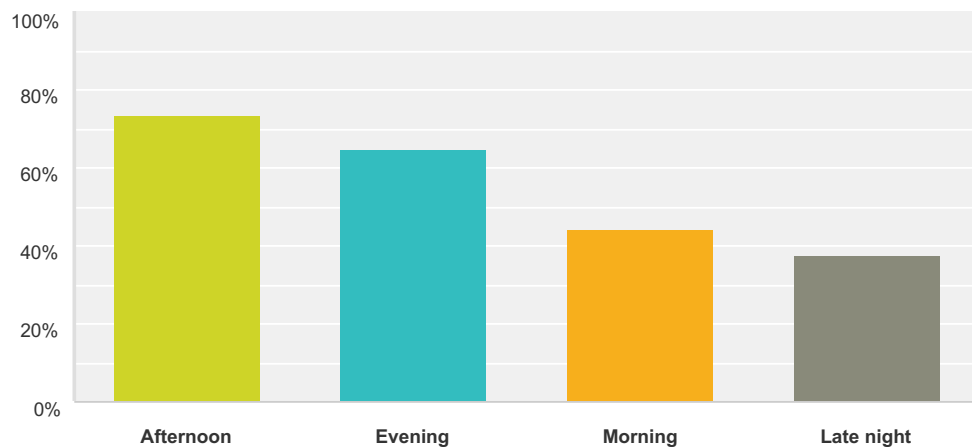
The Student Library Advisory Council's 2015 Survey



Answer Choices	Responses
Residence halls	44.17% 72
Off-campus housing	43.56% 71
Other campus buildings (e.g., Baker Science, department spaces)	31.29% 51
Off-campus other (e.g., coffee shops, beach, park etc.)	21.47% 35
University Union	14.72% 24
Other (please specify)	8.59% 14
Kennedy Library	6.13% 10
Prefer not to say	1.84% 3
Total Respondents: 163	

Q7 What time(s) of day do you typically visit the library? Check all that apply.

Answered: 573 Skipped: 183



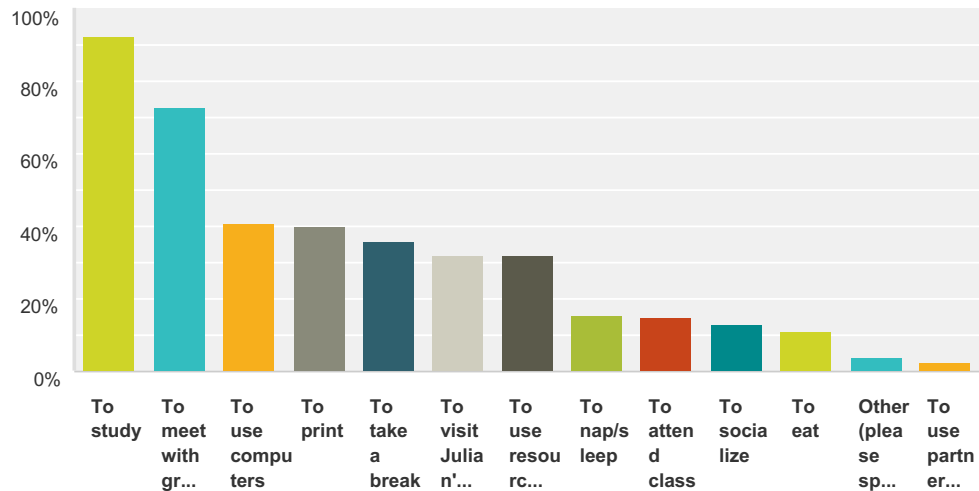
Answer Choices	Responses
Afternoon	73.47% 421

The Student Library Advisory Council's 2015 Survey

Evening	64.57%	370
Morning	44.33%	254
Late night	37.87%	217
Total Respondents: 573		

Q8 Why do you visit the library? Check all that apply.

Answered: 574 Skipped: 182

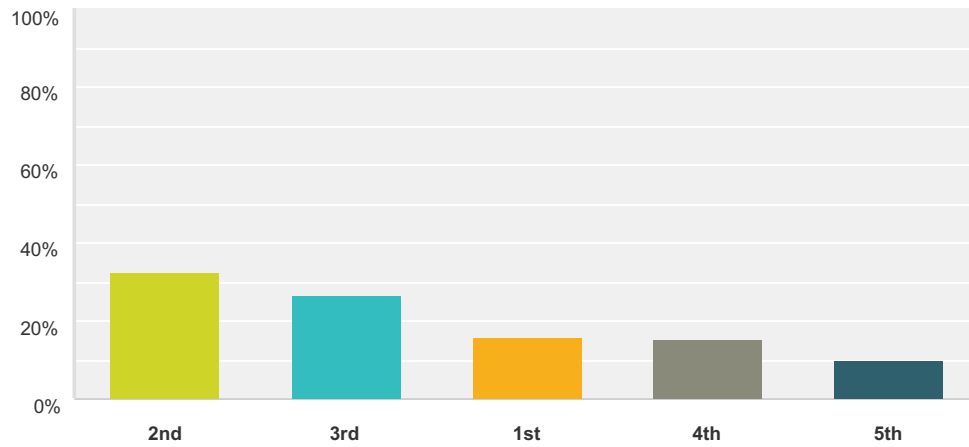


Answer Choices	Responses	
To study	92.51%	531
To meet with groups (e.g., clubs, projects)	73.17%	420
To use computers	40.94%	235
To print	40.07%	230
To take a break	36.06%	207
To visit Julian's Patisserie	32.06%	184
To use resources (e.g., books, course reserves, help desk)	31.88%	183
To nap/sleep	15.33%	88
To attend class	14.81%	85
To socialize	13.24%	76
To eat	11.15%	64
Other (please specify)	4.18%	24
To use partner services (e.g., Ombuds, Academic Skills Center)	2.61%	15
Total Respondents: 574		

Q9 What is your favorite floor and space in the library?

The Student Library Advisory Council's 2015 Survey

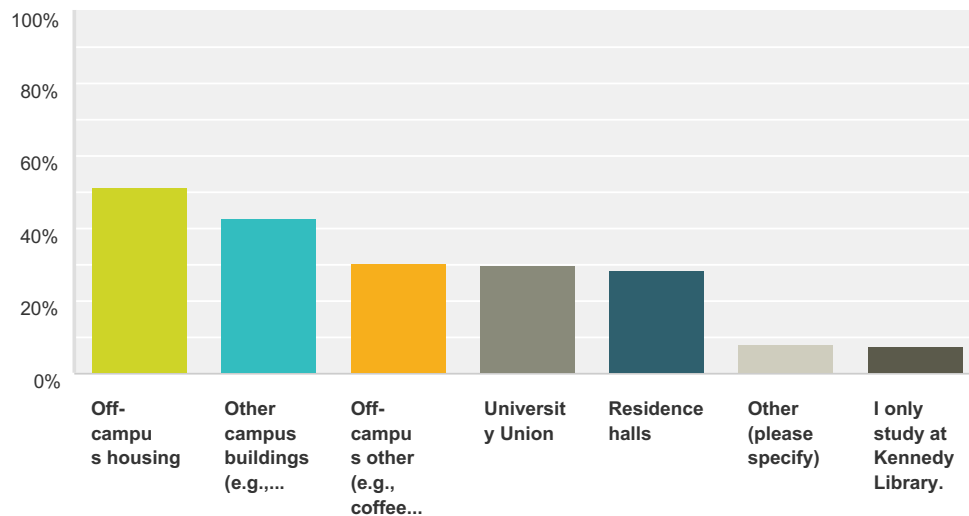
Answered: 574 Skipped: 182



Answer Choices	Responses
2nd	32.58% 187
3rd	26.48% 152
1st	15.85% 91
4th	15.33% 88
5th	9.76% 56
Total	574

Q10 Where do you study other than Kennedy Library? Check all that apply.

Answered: 571 Skipped: 185



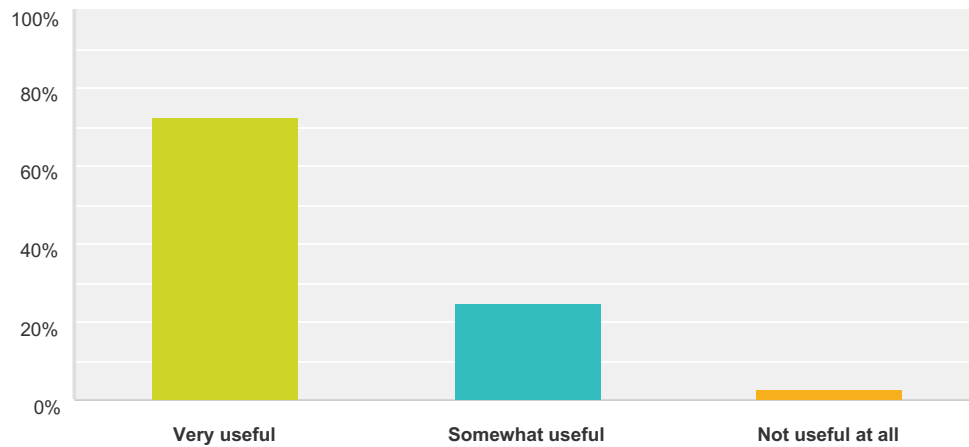
Answer Choices	Responses
Off-campus housing	51.49% 294
Other campus buildings (e.g., Baker Science, Department spaces)	42.91% 245
Off-campus other (e.g., coffee shops, beach, park, etc.)	30.65% 175

The Student Library Advisory Council's 2015 Survey

University Union	30.12%	172
Residence halls	28.72%	164
Other (please specify)	8.23%	47
I only study at Kennedy Library.	7.71%	44
Total Respondents: 571		

Q11 How useful do you think it would be for the entire library to be open 24 hours during dead week and finals?

Answered: 574 Skipped: 182

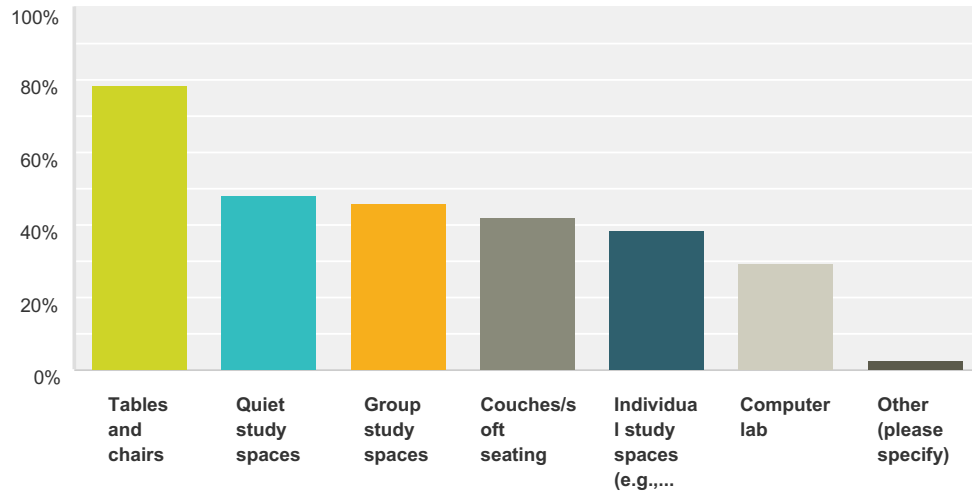


Answer Choices	Responses	
Very useful	72.47%	416
Somewhat useful	24.56%	141
Not useful at all	2.96%	17
Total		574

Q12 In general, what is your preferred type of space(s) in the library? Check all that apply.

Answered: 561 Skipped: 195

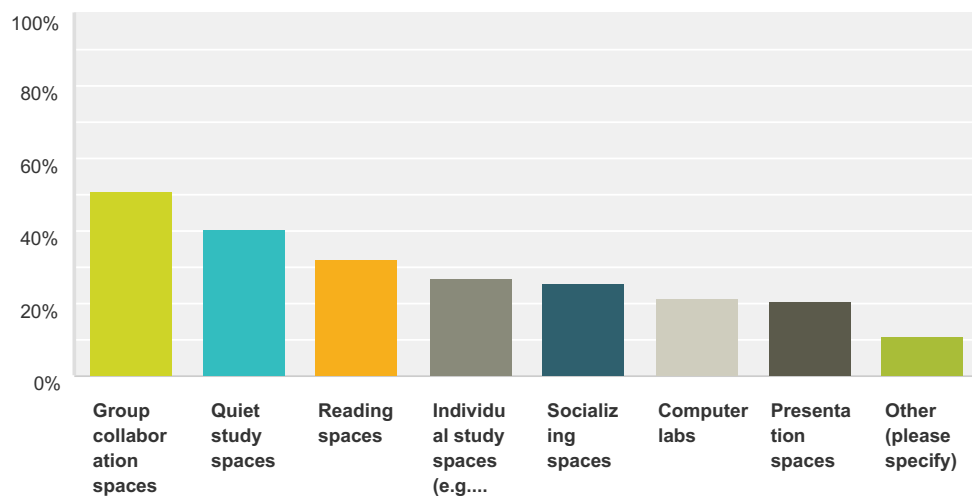
The Student Library Advisory Council's 2015 Survey



Answer Choices	Responses
Tables and chairs	78.61% 441
Quiet study spaces	48.13% 270
Group study spaces	46.17% 259
Couches/soft seating	42.07% 236
Individual study spaces (e.g., cubicles)	38.68% 217
Computer lab	29.41% 165
Other (please specify)	2.32% 13
Total Respondents: 561	

Q13 What type(s) of spaces would you like to see added in the library? Check all that apply.

Answered: 542 Skipped: 214



Answer Choices	Responses
----------------	-----------

The Student Library Advisory Council's 2015 Survey

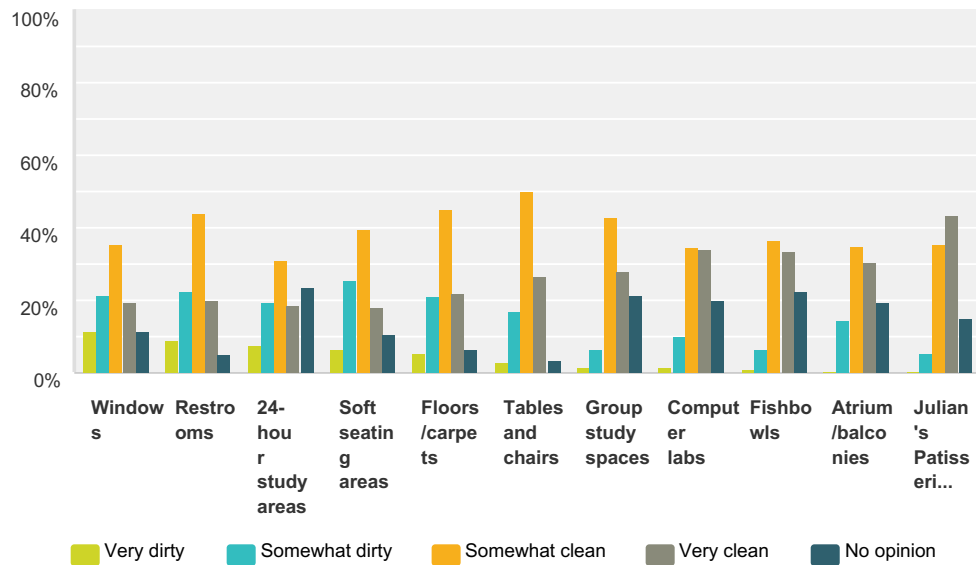
Group collaboration spaces	50.92%	276
Quiet study spaces	40.59%	220
Reading spaces	31.92%	173
Individual study spaces (e.g., cubicles)	27.12%	147
Socializing spaces	25.28%	137
Computer labs	21.40%	116
Presentation spaces	20.48%	111
Other (please specify)	10.89%	59
Total Respondents: 542		

Q14 Is there a space in the library you do not use? If so, please specify and explain why.

Answered: 227 Skipped: 529

Q15 Please rate the cleanliness of the following areas in the library.

Answered: 545 Skipped: 211



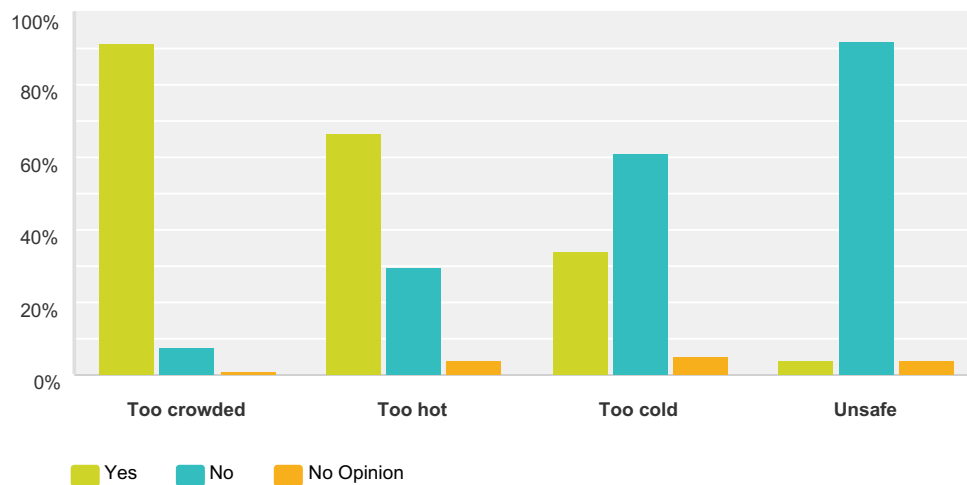
	Very dirty	Somewhat dirty	Somewhat clean	Very clean	No opinion	Total
Windows	11.60% 63	21.73% 118	35.36% 192	19.71% 107	11.60% 63	543
Restrooms	8.89% 48	22.59% 122	43.89% 237	19.81% 107	4.81% 26	540
24-hour study areas	7.38% 40	19.56% 106	31.00% 168	18.63% 101	23.43% 127	542

The Student Library Advisory Council's 2015 Survey

Soft seating areas	6.45% 35	25.41% 138	39.59% 215	17.86% 97	10.68% 58	543
Floors/carpets	5.35% 29	21.03% 114	45.02% 244	21.96% 119	6.64% 36	542
Tables and chairs	3.13% 17	16.91% 92	50.18% 273	26.47% 144	3.31% 18	544
Group study spaces	1.30% 7	6.68% 36	42.86% 231	27.83% 150	21.34% 115	539
Computer labs	1.30% 7	10.06% 54	34.64% 186	33.89% 182	20.11% 108	537
Fishbowls	1.10% 6	6.45% 35	36.46% 198	33.52% 182	22.47% 122	543
Atrium/balconies	0.74% 4	14.55% 79	34.81% 189	30.57% 166	19.34% 105	543
Julian's Patisserie area	0.55% 3	5.70% 31	35.48% 193	43.38% 236	14.89% 81	544

Q16 Have you ever felt that the library was:

Answered: 544 Skipped: 212

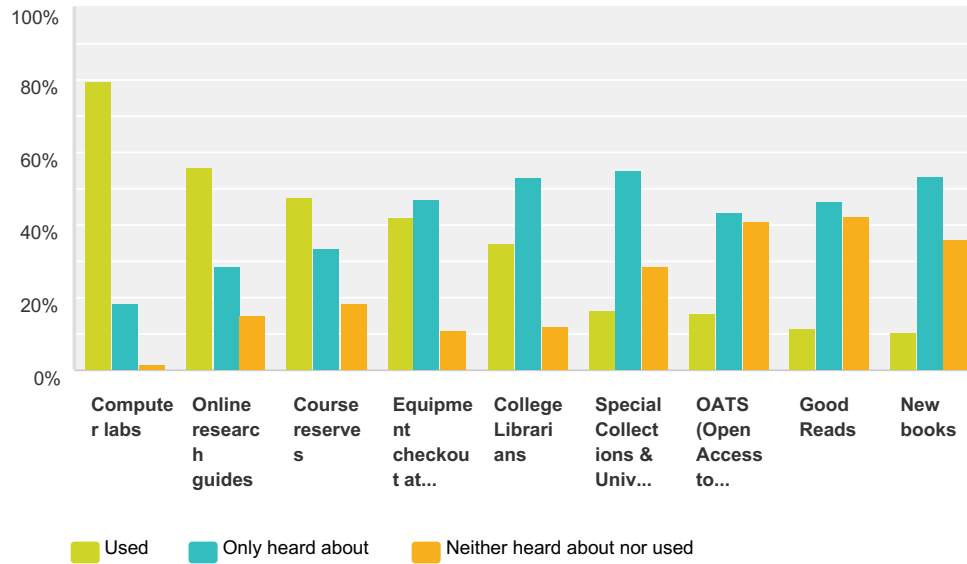


	Yes	No	No Opinion	Total
Too crowded	91.50% 495	7.39% 40	1.11% 6	541
Too hot	66.54% 360	29.39% 159	4.07% 22	541
Too cold	33.96% 181	60.98% 325	5.07% 27	533
Unsafe	3.80% 20	92.03% 485	4.17% 22	527

Q17 Please indicate which of the following library resources that you have used and/or heard about.

Answered: 529 Skipped: 227

The Student Library Advisory Council's 2015 Survey

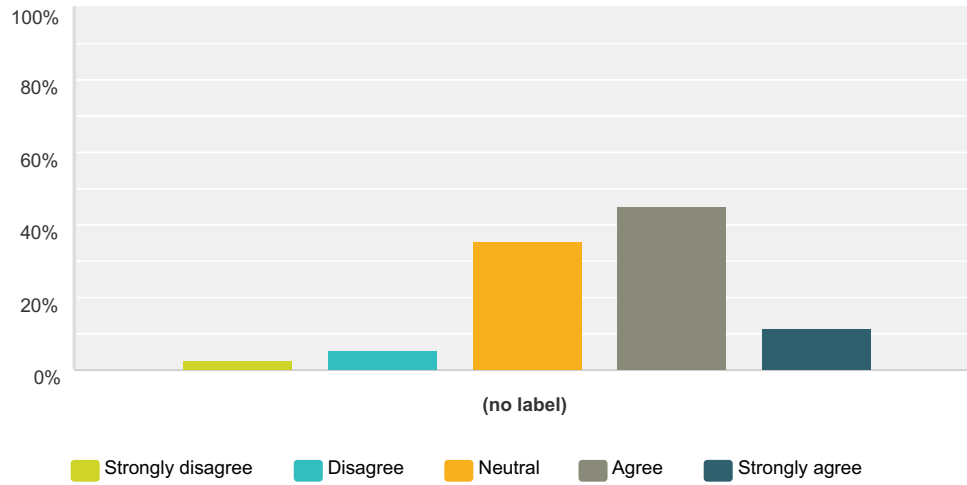


	Used	Only heard about	Neither heard about nor used	Total
Computer labs	79.70% 420	18.60% 98	1.71% 9	527
Online research guides	56.25% 297	28.60% 151	15.15% 80	528
Course reserves	47.70% 249	33.72% 176	18.58% 97	522
Equipment checkout at PolyConnect Lab (e.g., iPads, laptops)	42.02% 221	47.15% 248	10.84% 57	526
College Librarians	34.98% 184	53.23% 280	11.79% 62	526
Special Collections & University Archives	16.60% 87	54.77% 287	28.63% 150	524
OATS (Open Access to Textbooks for Students)	15.30% 80	43.59% 228	41.11% 215	523
Good Reads	11.47% 60	46.27% 242	42.26% 221	523
New books	10.52% 55	53.35% 279	36.14% 189	523

Q18 Indicate how strongly you support this statement: The library's resources support my major (or specialization).

Answered: 527 Skipped: 229

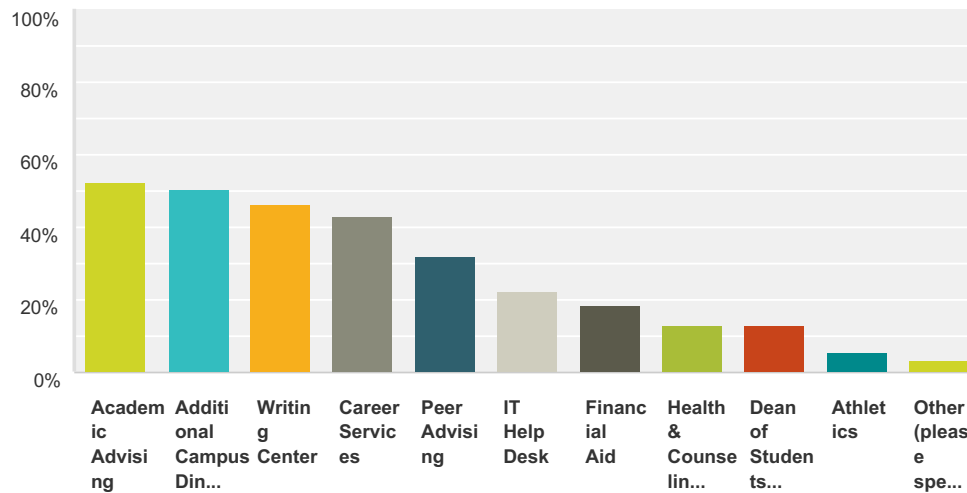
The Student Library Advisory Council's 2015 Survey



	Strongly disagree	Disagree	Neutral	Agree	Strongly agree	Total	Weighted Average
(no label)	2.66% 14	5.31% 28	35.67% 188	44.78% 236	11.57% 61	527	3.57

Q19 Which programs and services would you like to see have more of a presence in the library? Check all that apply.

Answered: 477 Skipped: 279



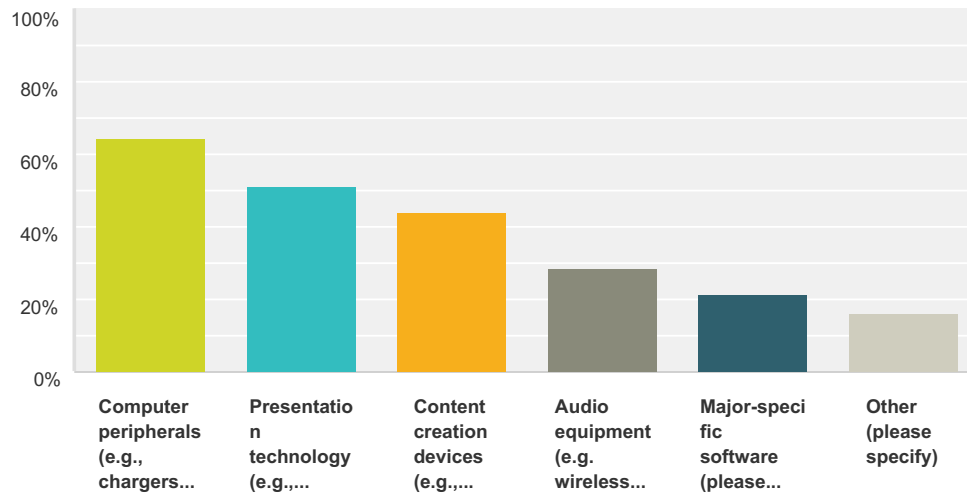
Answer Choices	Responses
Academic Advising	52.41% 250
Additional Campus Dining Options	50.31% 240
Writing Center	46.54% 222
Career Services	43.19% 206
Peer Advising	32.08% 153
IT Help Desk	22.64% 108

The Student Library Advisory Council's 2015 Survey

Financial Aid	18.66%	89
Health & Counseling Services	13.21%	63
Dean of Students (e.g., Cross Cultural Centers, Center for Community Engagement, Safer)	12.79%	61
Athletics	5.66%	27
Other (please specify)	3.35%	16
Total Respondents: 477		

Q20 Kennedy Library offers technology equipment to borrow and computers/software to use, including iPads, laptops, and software (e.g., CAD, ArcGIS, Minitab). What technology/software would you like to see in the library that we currently don't have? Check all that apply.

Answered: 467 Skipped: 289

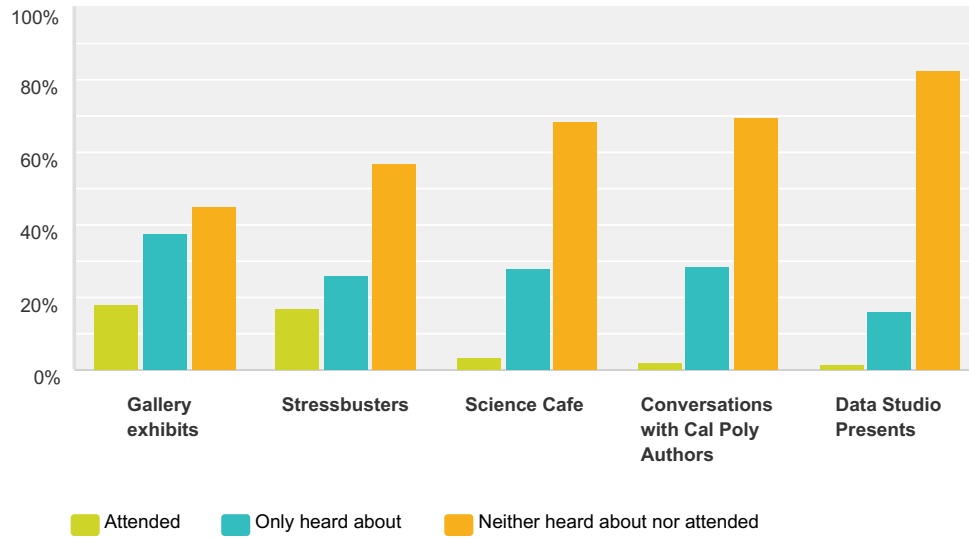


Answer Choices	Responses
Computer peripherals (e.g., chargers, scanners, USB drives, webcams, etc.)	64.67% 302
Presentation technology (e.g., projectors, presentation clickers, dongles)	51.18% 239
Content creation devices (e.g., go-pros, DSLRs)	44.11% 206
Audio equipment (e.g. wireless microphones, boom microphones, speakers, etc.)	28.48% 133
Major-specific software (please list specific software in other field below)	21.41% 100
Other (please specify)	16.06% 75
Total Respondents: 467	

Q21 Please indicate which of the following library events you have heard about and/or attended.

The Student Library Advisory Council's 2015 Survey

Answered: 524 Skipped: 232



	Attended	Only heard about	Neither heard about nor attended	Total
Gallery exhibits	17.82% 93	37.36% 195	44.83% 234	522
Stressbusters	16.89% 88	26.10% 136	57.01% 297	521
Science Cafe	3.45% 18	27.83% 145	68.71% 358	521
Conversations with Cal Poly Authors	2.10% 11	28.30% 148	69.60% 364	523
Data Studio Presents	1.73% 9	15.93% 83	82.34% 429	521

Q22 What do you like best about Kennedy Library?

Answered: 431 Skipped: 325

Q23 What do you like least about Kennedy Library?

Answered: 418 Skipped: 338

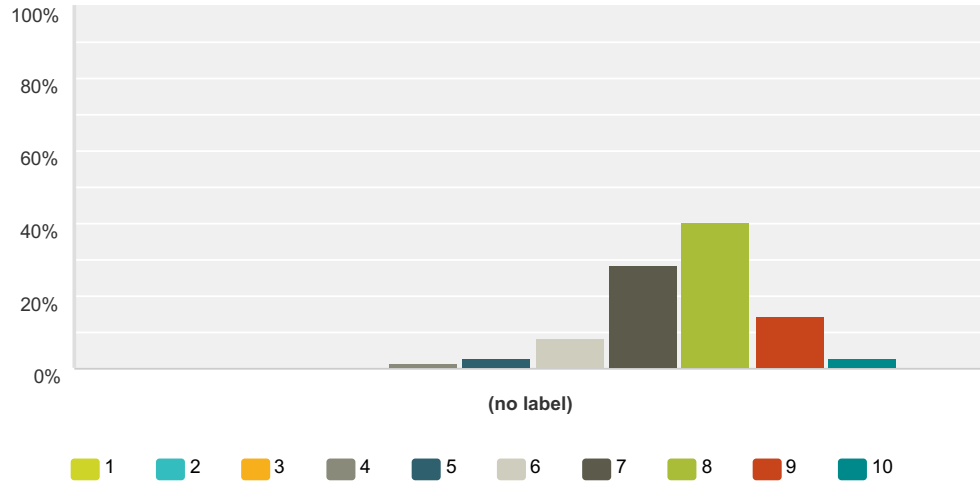
Q24 If you could do ONE thing to make Kennedy Library better, what would it be?

Answered: 413 Skipped: 343

Q25 What is your overall rating of Kennedy Library? (1 being the lowest, 10 being the highest.)

The Student Library Advisory Council's 2015 Survey

Answered: 518 Skipped: 238



	1	2	3	4	5	6	7	8	9	10	Total	Weighted Average
(no label)	0.00% 0	0.00% 0	0.39% 2	1.54% 8	3.09% 16	8.69% 45	28.38% 147	40.73% 211	14.29% 74	2.90% 15	518	7.57

Q26 Please share any additional comments you have about about Kennedy Library (optional).

Answered: 118 Skipped: 638